



स्वातंत्र्याचा अमृत महोत्सव



सावित्रीबाई फुले पुणे विद्यापीठ

(पूर्वीचे पुणे विद्यापीठ)



प्रो. (डॉ.) सदानंद भोसले

एम्.ए., पीएच.डी.

संचालक (अतिरिक्त कार्यभार)

राष्ट्रीय सेवा योजना

गणेशखिंड, पुणे - ४११ ००७

कार्यालय क्र. : ०२०-२५६२२६८८/८९
: ०२०-२५६२२६९०/९९
: ०२०-२५६२२६९२
: ०२०-२५६९७३४९

संदर्भ : रासेयो/२०२४-२५/३९९

दि. २३/१२/२०२४

प्रति,
मा.प्राचार्य/संचालक,
रासेयो संलग्नित सर्व महाविद्यालये परिसंस्था,
पुणे, अहिल्यानगर व नाशिक जिल्हा,
सावित्रीबाई फुले पुणे विद्यापीठ.

विषय : 'वीर बाल दिवस:२०२४' साजरा करून My Bharat पोर्टलवर Event Create करून
अपलोड करणेबाबत

महोदय,

मा. क्षेत्रीय संचालक, रासेयो क्षेत्रीय संचालनालय, युवा व खेल मंत्रालय, भारत सरकार, पुणे यांच्या पत्रानुसार युवा व्यवहार आणि क्रीडा मंत्रालय, रासेयो, नवी दिल्ली यांच्या निर्देशानुसार दि. २६ डिसेंबर २०२४ रोजी, भारत मंडपम, नवी दिल्ली येथे वीर बाल दिवस २०२४ साजरा केला जाणार आहे. गुरू गोविंद सिंग जी यांचे चार पुत्र साहिबजादांच्या सर्वोच्च बलिदानाचा सन्मान करण्यासाठी आणि त्यांचा न्याय, धार्मिकता आणि अटल धैर्याचा वारसा जपण्यासाठी हा दिवस पाळला जातो.

सदर उपक्रमांच्या अनुषंगाने सोबत जोडलेल्या पत्राचे अवलोकन करून आपल्या महाविद्यालयात रासेयो स्वयंसेवक आणि कार्यक्रम अधिकारी यांच्या सहभागाने उपक्रमाचे आयोजन करण्यात यावे आणि दि. २६ डिसेंबर २०२४ रोजी, भारत मंडपम, नवी दिल्ली येथे वीर बाल दिवस कार्यक्रमाची लिंक लवकरच उपलब्ध करून दिली जाईल. या लिंकद्वारे महाविद्यालयामध्ये सदर उपक्रमाचे प्रसारण करण्यात यावे. या उपक्रमाना ट्विटर, फेसबुक, व्हाट्सअप व इतर सोशल मिडीयाच्या माध्यमातून प्रसिध्दी द्यावी. या उपक्रमांची माहिती त्वरीत My Bharat पोर्टलवर Event Create करून अपलोड करणे अनिवार्य आहे. तसेच सदर उपक्रम संपन्न झाल्यानंतर उपक्रमांचे फोटो व अहवाल त्वरीत nsrcpune@gmail व nss_student_list@pun.unipune.ac.in या मेलवर पाठवण्यात यावे. कळावे, ही विनंती.

संचालक
राष्ट्रीय सेवा योजना

सोबत : मा. क्षेत्रीय संचालक, क्षेत्रीय संचलनालय, भारत सरकार, पुणे यांचे पत्र

To,
The Program Coordinators
of Maharashtra & Goa

Sir/ Madam,

This is to inform you that as per the communication received from the Directorate of NSS, New Delhi, **Veer Bal Diwas 2024** will be celebrated on **26th December 2024** at Bharat Mandapam, New Delhi. The day is observed annually to honor the supreme sacrifices of the Sahibzadas, the four sons of Guru Gobind Singh Ji, and to uphold their legacy of justice, righteousness, and unwavering courage.

Veer Bal Diwas embodies the values of Mata Gujri Ji, Guru Gobind Singh Ji, and the Sahibzadas, whose bravery in the face of oppression symbolizes the resolve to protect our culture and Bhartiyata. Their sacrifices are a source of pride and inspiration, teaching us how courage and principles can overcome even the gravest challenges.

In this regard, Program Officers of Maharashtra & Goa are requested to:

1. **Create the event for Veer Bal Diwas on the Program Officer's page of MYBharat Portal, ensuring it is accessible to all NSS volunteers and stakeholders. (Annexure I: SOP for Creating an Event for Veer Bal Diwas)**
2. **Encourage volunteers to participate in the observance of this day through MYBharat Portal. Additionally, the live link to witness the celebration of Veer Bal Diwas at Bharat Mandapam will be available on 26th December 2024.**
3. **Collaborate with educational institutions and community groups to spread awareness of their legacy and foster discussions on how courage can be demonstrated in everyday life.**

Veer Bal Diwas not only commemorates the sacrifices of the Sahibzadas but also serves as an opportunity to inspire the youth of our nation to imbibe their values. Let us join hands in making this day meaningful and memorable, ensuring that their ideals continue to guide us in building a just and compassionate society.

In this regard, I am to request you to issue necessary instructions to all the NSS Units under your University jurisdiction to make the event a great success.

Photos, video clips of activities organized by NSS units may kindly be sent to this office by email or official WhatsApp groups. **Maximum event shall be created on MY Bharat Portal by NSS Units**

Regards,

AJAY B SHINDE
Regional Director (Maharashtra & Goa)
Regional Directorate of N.S.S.
Government of India, Ministry of Youth Affairs & Sports
A Block, College of Agriculture Campus,
Shivaji Nagar, Pune- 411005

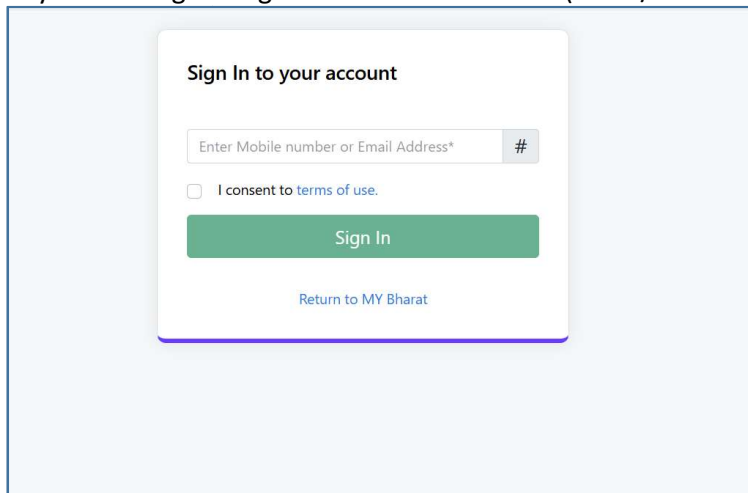
SOP for Creating an Event for Veer Baal Diwas on MyBharat PO

Page

The upcoming **Veer Baal Diwas** event, celebrated across India, will be organized by NSS POs and the event will be created on their MY Bharat PO pages. The event can be created and posted by following these steps:

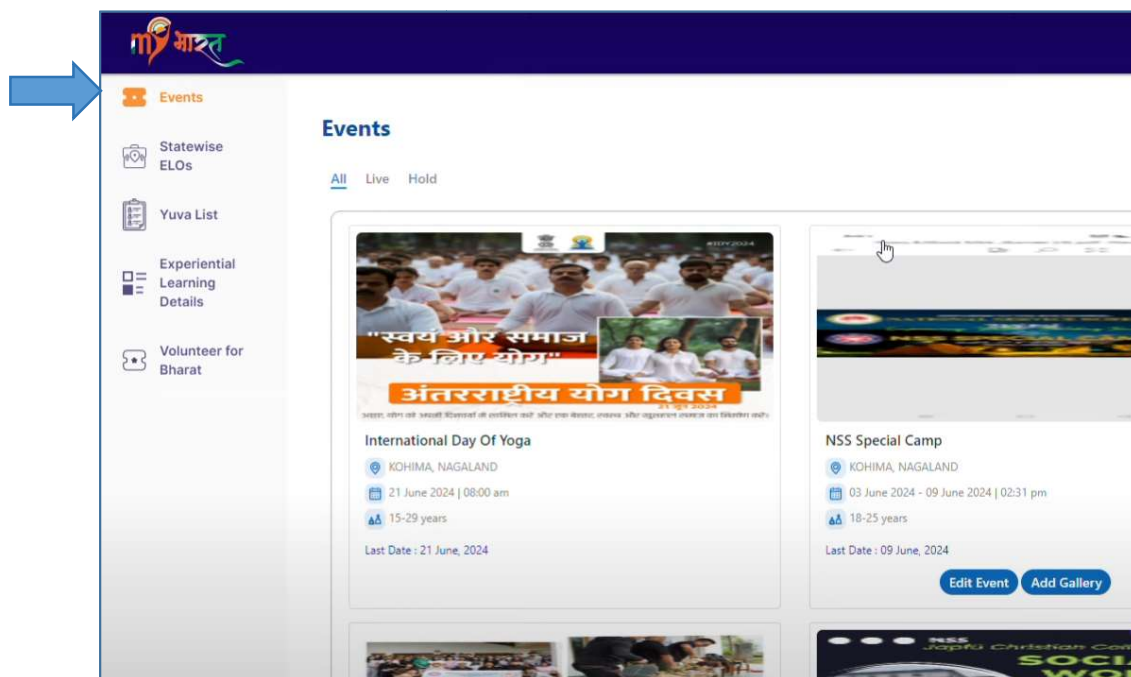
1. Sign In -

- Go to MyBharat Portal on mybharat.gov.in
- Sign in to your PO Page using the NSS PO credentials (Email/Mobile Number).

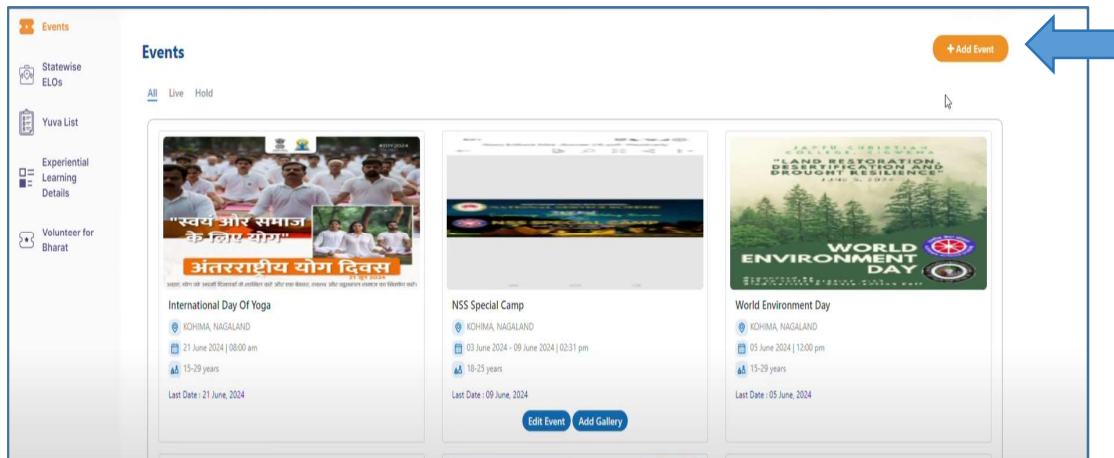


The screenshot shows a 'Sign In to your account' form. It features a text input field labeled 'Enter Mobile number or Email Address*' with a '#' symbol on the right. Below the input field is a checkbox labeled 'I consent to terms of use.'. A prominent green 'Sign In' button is centered below the checkbox. At the bottom of the form, there is a blue link that says 'Return to MY Bharat'.

2. On the left-hand side menu, locate and click on the **Events Tab**.



3. Click on the **+ Add Event** button located at the top-right corner of the page.



4. Fill in Event Details

- Choose **Event Type- others**

The screenshot shows the 'Add Event' form. The title is 'Add Event' with a back arrow. The 'Basic Details' section includes:

- Event Type***: A list of radio button options: Voter Awareness Programme, Block Level Sports Meet, Declaration on MYBharat, Neighborhood Youth Parliament, Swachhata Hi Seva, Seva Se Seekhen - Hospital Volunteering, Cyber Security Awareness, Viksit Bharat Ambassador Yuva Connect Programme, State NYF25, District NYF25, Awareness and Education Programme, Diwali with MY Bharat, Outreach Program on MY Bharat, and **Others** (which is selected).
- Event Name***: A text input field with the placeholder 'Enter event name' and a character count of 100.
- Specialization**: A dropdown menu with the placeholder 'Select Specialization' and a character count of 100.
- Partner Name***: A text input field with the placeholder 'Enter Partner Name' and a character count of 100.
- Highlights***: A text area with a character count of 100.

i. **Event Name:** Enter Veer Baal Diwas, 2024.

ii. **Specialisation:** Choose **Veer Baal Diwas, 2024** from the drop-down list.

This is a close-up of the 'Add Event' form. The 'Event Name*' field contains the text 'VEER BAAL DIWAS 2024' and has a character count of 79. The 'Specialization' dropdown menu is open, showing a list of options. The option 'Veer Baal Diwas, 2024' is highlighted in blue. The 'Partner Name*' field below it has the placeholder 'Enter Partner Name' and a character count of 100. The 'Highlights*' field is partially visible at the bottom.

- iii. **Partner Name:** Enter the relevant partner name (e.g., NSS, WCD, NYKS, etc.).
- iv. **Highlights:** Add a brief note, such as Veer Baal Diwas 2024.
- v. **Event Description:** Write a concise description explaining the event.
- vi. **Number of Days:** Enter 1.

- vii. **Last Date to Show Interest:** Set to 26-12-2024.
- viii. **Event Start Date:** Set to 26-12-2024.
- ix. **Event End Date:** Set to 26-12-2024.
- x. **Event Time:** Specify the time of the event.
- xi. **Event Age Group:** Enter the age group, e.g., 15-29.
- xii. **Event Location:** Provide the state, district, and address where the event will be organised.
- xiii. **Add Activity Lineup:**

Fill in the following details for each activity:

Activity Name: Specify the name of the activity.

Activity Type: Choose the type of activity (e.g., plantation drive, debate competition, etc.).

Activity Time: Enter the time scheduled for the activity.

Activity Description: Provide a detailed description (up to 200 words).

The PO can choose any activity such as plantation drives, debate competitions, awareness workshops, or any other relevant initiative aligned with the theme of Veer Baal Diwas.

Click on **Add More** to include additional activities (if any) in a similar manner.

xiv. Upload Task Image -Upload the approved event banner for Veer Baal Diwas.

xiv. Publish the Event -Atlast, click on the Publish button to make the event visible to NSS students.

After publishing, the event can be found in the **Events** Tab, as shown below:



The NSS PO is responsible for uploading quality photos in the "**Add Gallery**" section under this event after completion of the event.